



BUDGET PRESENTATION

Board of Education Meeting

March 7, 2011



2011-12 State Budget

Good News



Bad News

§ Governor's Proposed 2011-12 Budget On Time

§ Governor Announces "Level Funding" for K-12

§ Two-Third Vote by Legislature in Early March to Get Tax Extension Measure on June Ballot

§ June 7 Ballot Measure – 50% Approval Votes

§ State Facing a Deficit of \$25 Billion

- ✓ Governor plans to cut \$12.5 billion
- ✓ Bring in revenues of \$12.5 billion

§ Department of Finance Interprets Level Funding = loss of \$19/ADA (For PUSD, loss of \$626 K)

§ Many constitutional and legal challenges

§ Tax Extension Measure Not on Ballot

§ Ballot Measure Fails

2011-12 PUSD Budget

Good News

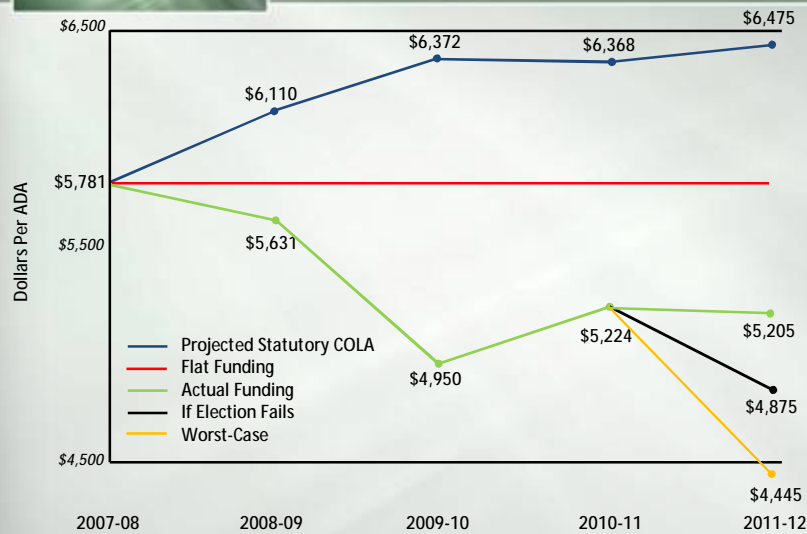


Bad News

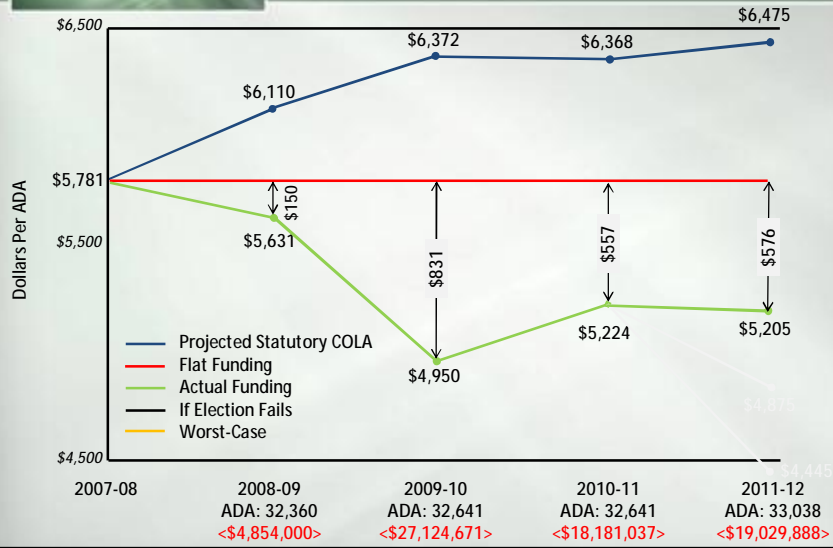
§ Whether ballot measure is successful or not – no March 15 layoff notices for certificated staff

§ In order to soften 2012-13 budget cuts, 10% reduction to general fund District-level budgets – \$1.5 Million

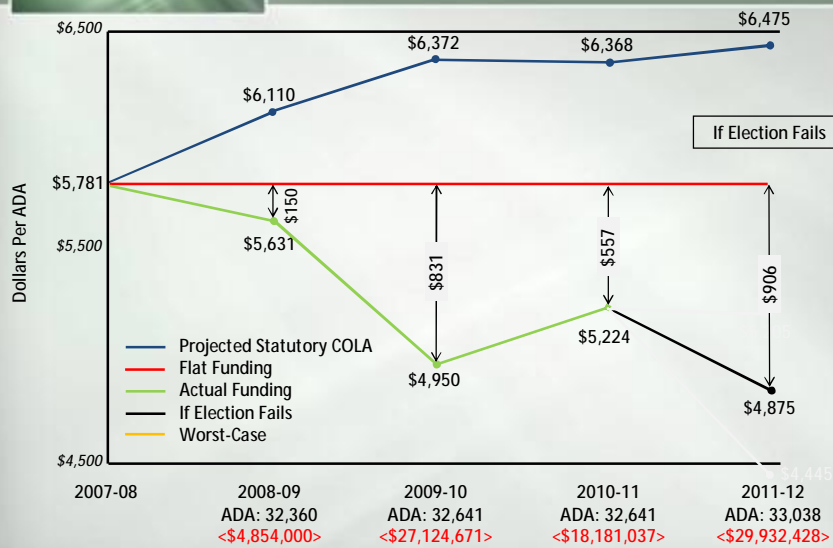
Projected vs. Actual Funding Per ADA



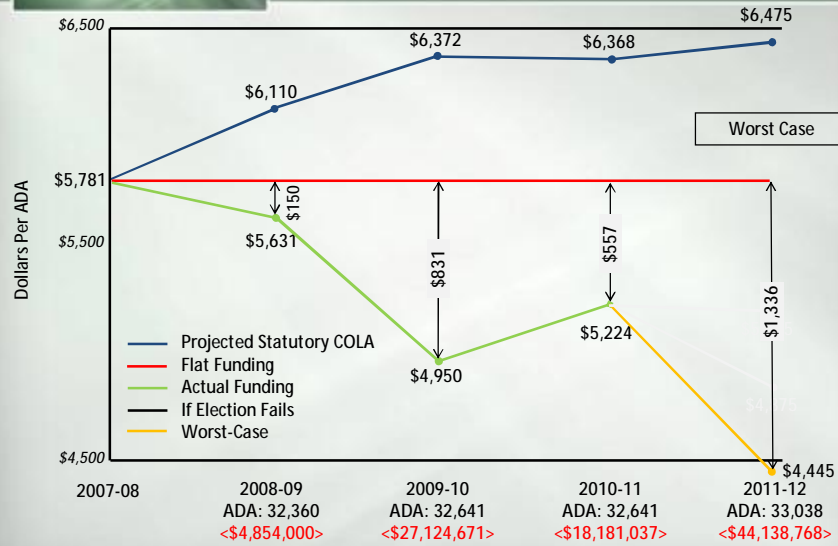
Flat Funding at 2007-08 Level vs. Where We Are



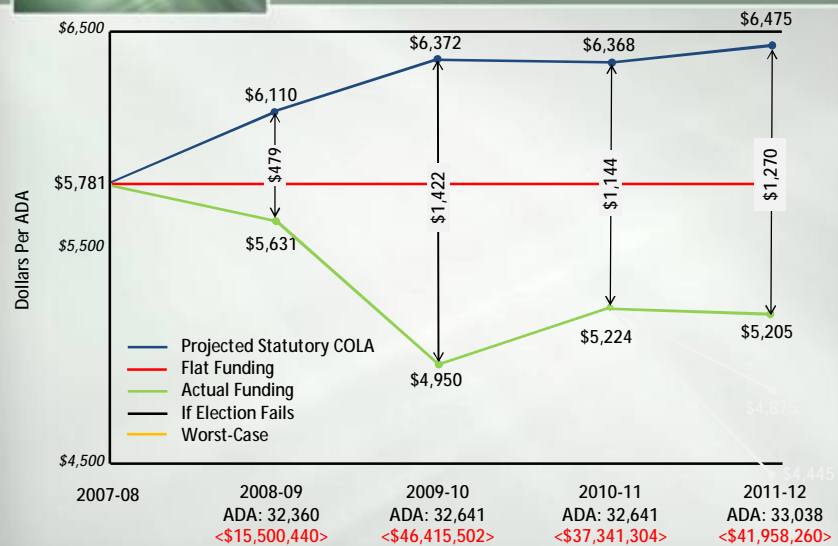
Flat Funding at 2007-08 Level vs. Where We Are



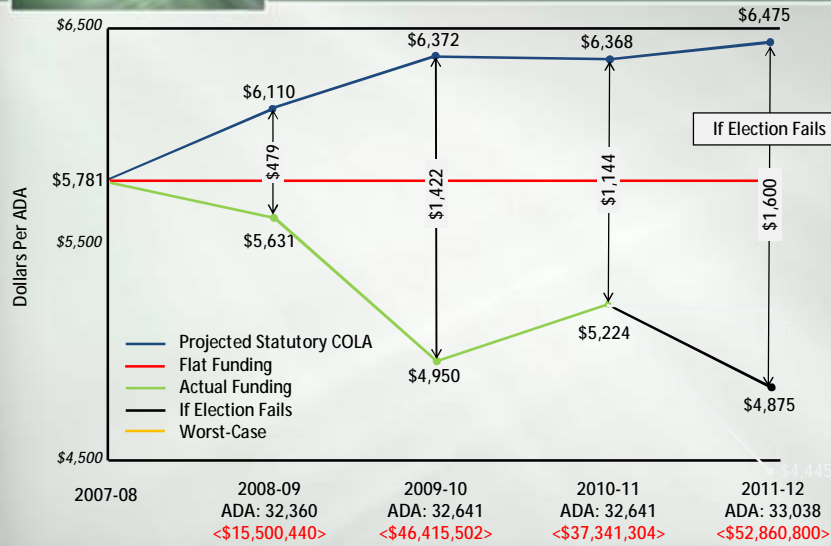
Flat Funding at 2007-08 Level vs. Where We Are



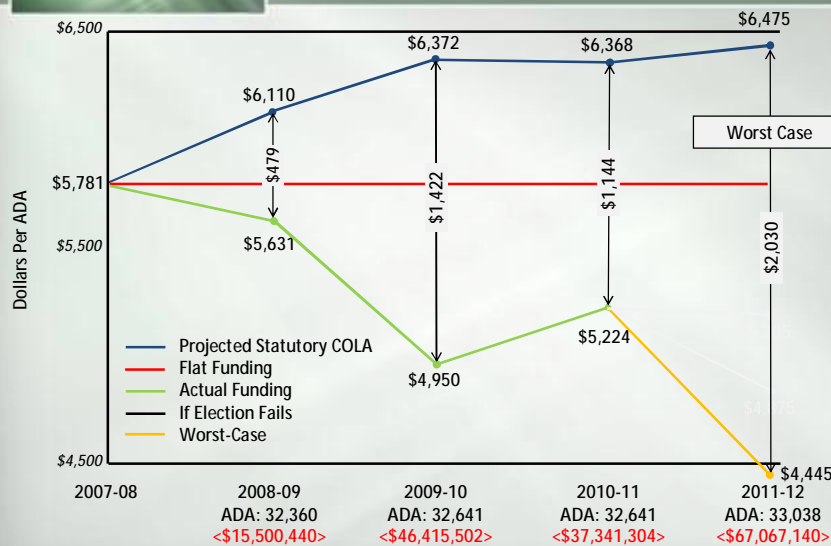
Where We Should Be vs. Actual Funding



Where We Should Be vs. Actual Funding



Where We Should Be vs. Actual Funding





Cumulative Losses

Losses from Flat Funding

	2008-09	2009-10	2010-11	2011-12 Best Case	2011-12 No Tax Exten.	2011-12 Worst Case
Current Year Loss	\$4,854,000	\$27,124,671	\$18,131,037	\$19,029,888	\$29,932,428	\$44,138,768
Cumulative Loss		\$31,978,671	\$50,159,708	\$69,189,596	\$80,092,136	\$94,298,476

Losses from Where We Should Be

	2008-09	2009-10	2010-11	2011-12 Best Case	2011-12 No Tax Exten.	2011-12 Worst Case
Current Year Loss	\$15,500,440	\$46,415,502	\$37,341,304	\$41,958,260	\$52,860,800	\$67,067,140
Cumulative Loss		\$61,915,942	\$99,257,246	\$141,215,506	\$152,118,046	\$166,324,386



BUDGET PRESENTATION

Board of Education Meeting

March 7, 2011