

# POWAY UNIFIED SCHOOL DISTRICT STATE OF THE DISTRICT REPORT 2005-2006 EXECUTIVE SUMMARY



## COLLEGE READINESS FOR ALL

### Superintendent's Message

Four years ago, the staff and school community worked with the PUSD Board of Education to set forth a comprehensive strategic plan that focused the work of the school district on two goals: 1) increase student achievement through a comprehensive literacy effort, and 2) provide a physical learning environment to support student learning. The executive summary outlines the progress and results of this effort.

During several very difficult years for public schools in California, Poway Unified made severe cuts to offset budget reductions from the State, trying hard to minimize impacts to the classroom. Throughout this time, we stayed focus on student success. Even facing a very bleak financial picture, we see significant progress being made on key measures of success.

Today's students must have a rigorous curriculum and the college readiness skills needed for continuous learning. Within the next decade, two-thirds of all jobs created will require some post-secondary education; not necessarily a four-year degree, but technical or vocational training.

Students must be prepared to function competitively in a global workforce. Being college ready means being proficient in math, reading, and writing; communicating effectively; and possessing problem solving and technology skills.

The Executive Summary details the results of three years of academic progress on targets related to our goal.

Donald A. Phillips, Ed.D.  
Superintendent

**A Lifetime of Learning** for Poway Unified students begins in Pre-K and continues beyond graduation. Our school district strives to provide a rigorous curriculum and the college readiness skills needed for continuous learning.

#### Poway Unified School District

#### Board of Education

<b>Penny Ranftle</b>	<b>President</b>
<b>Jeff Mangum</b>	<b>Vice President</b>
<b>Linda Vanderveen</b>	<b>Clerk</b>
<b>Steve McMillan</b>	<b>Member</b>
<b>Andy Patapow</b>	<b>Member</b>

13626 Twin Peaks Road

Poway, California 92064-3034

858-748-0010 [www.powayusd.com](http://www.powayusd.com)

# Poway Unified School District 2004-2005 State of the District Report

## EXECUTIVE SUMMARY

### COLLEGE READINESS FOR ALL



### DISTRICT FACTS

**Geographic Size:** 100 sq. miles

**Number of Schools:** 33

- 22 elementary schools
- 6 middle schools
- 4 comprehensive high schools
- 1 continuation high school
- 1 New Directions Program
- 20 preschools
- 1 Poway Adult School

**Location of Schools:**

PUSD schools are situated in two cities in San Diego County:  
 11 schools in the City of Poway  
 22 schools in the City of San Diego

**Number of Students:**

32,645 (K-12)

**Ethnic Diversity:**

African American	3.1%
American Indian/Alaskan	0.5%
Asian	14.7%
Filipino	6.7%
Hispanic	10.0%
Pacific Islander	0.6%
White	59.9%
Other	4.4%

**2003-2004 Budget:**

\$210 million

**Graduation Rate:** 93.3%

**Attendance Rate:** 96.55%

**Number of Teachers:** 1,638

**Size in California:**

27<sup>th</sup> largest

**Size in San Diego County:**

3<sup>rd</sup> largest

### Introduction

The **Executive Summary** presents information found in the PUSD State of the District Reports for 2002, 2003, and 2004, highlighting three-year trends and general progress toward targets established for 2006 and 2008. In 2004, the district realized significant gains in many of its key indicators of change.

The foundation for the report began four years ago. At that time, the Poway Unified staff and school community worked with the PUSD Board of Education to set forth a comprehensive strategic plan that focused the work of the school district on two goals and developed a plan for implementing the goals. This is the third edition of the State of the District Report. It is rich with a variety of data related to district targets and key measures. The district's targets fall under two major goals:

- ▲ Goal #1: Increase achievement for all students through a comprehensive literacy effort.**
- ▲ Goal #2: Provide a physical learning environment to support learning for all students.**

### The College Readiness Initiative

Our goal is to improve student achievement for all students. Research indicates that a rigorous curriculum provides the best preparation for successful postsecondary training and college. Poway Unified School District's college readiness initiative includes performance on the Scholastic Aptitude Test (SAT), completion of required college preparatory coursework referred to as the UC/CSU a-requirement, and the successful completion of Advanced Placement (AP) courses.



### Steps to Progress on College Readiness Indicators

For our students to be successful, every step along the way counts. The progress being made at high school can only happen when progress has been made in middle and elementary school. PUSD is making significant gains on college readiness indicators that should lead to overall gains by 2008, including higher participation rates in college preparatory classes, and advanced placement courses, SAT, and PSAT tests. PUSD student scores out-perform state and national results. **In 2004, the district sponsored the PSAT for all sophomores to provide feedback regarding college preparatory courses and to encourage SAT participation in the junior and senior years.**

#### PUSD Students Increase Tenth Grade PSAT Participation

Year	2003	2004	2005
Number of students	213	1351	1736

#### PUSD Sophomores Score Higher on PSAT Than CA and Nation

Poway Unified	California	USA
1122	1028	

# Poway Unified School District 2005-2006 State of the District Report

## EXECUTIVE SUMMARY

### COLLEGE READINESS FOR ALL—Increasing Participation

#### Scholastic Aptitude Test (SAT) Rates Climb

Colleges consider the SAT a predictor of success in higher education. The district's target is to increase the participation rate to 74% by 2008 while maintaining the district's average score. Since 2002, PUSD has increased participation by 10.5 percentage points while improving its average score by 18 points.

#### PUSD Students Increase SAT Participation Rate & Average Scores

	2003	2004	2005
<b>Poway Unified</b>	<b>63% / 1096</b>	<b>65.5% / 1114</b>	
<b>SD County</b>	<b>41% / 1028</b>	<b>40% / 1032</b>	
<b>California</b>	<b>37% / 1017</b>	<b>49% / 1020</b>	

#### Advanced Placement Course Completion Up 12 Percentage Points


**Students completing AP Courses with a grade of "C" or better increased from 28% to 41%.** A district target is to have 50% of PUSD graduates successfully complete at least one Advanced Placement class, which will give students a stronger foundation for college. While the percentage of students completing at least one AP course has increased, so has performance, with 48.3% of juniors and seniors receiving a 3, 4, or 5 on their AP tests (5 is the highest). That is 10% higher than in 2002. Progress is beginning to be made as to the number of students in ethnic groups who are successfully completing Advance Placement courses.

#### PUSD Students Increase AP Course Completion and Scores

	2003	2004	2005
<b>% taking AP course</b>	<b>29%</b>	<b>41%</b>	<b>46%</b>
<b>% of 3+ scores</b>	<b>43.8%</b>	<b>48.3%</b>	<b>60%</b>

#### College Prep Course Completion Improves from 53% to 56%

The district target is to increase the percentage of course completions for all students to 60% by 2008. Students must earn a grade of "C" or better in 15 courses required for admission to college. Steps are being taken to make sure all students and parents are informed about the course requirements and to provide additional support for students through AVID or community outreach. Currently, the percentage of students completing the college preparatory courses (a-g requirements) has moved from 53% to 56%.



### Poway Unified Students Outscore Peers in High Stakes California High School Exit Exam

#### PUSD Students High School Exit Exam Passing Rates

	Class of 2005 (Tested in 2003)	Class of 2006 (Tested in 2004)	Class of 2007 (Tested in 2005)
<b>% Passing English</b>	<b>89%</b>	<b>93%</b>	<b>94%</b>
<b>% Passing Math</b>	<b>88%</b>	<b>93%</b>	<b>95%</b>
<b>% Passing both</b>	<b>84%</b>	<b>88%</b>	

As sophomores, the class of 2006 made great strides toward achieving the 100% pass rate target. Eighty-eight percent passed both tests on the first attempt. The pass rates were even higher on each of the two tests, with 93% of the students passing each test. Tracking this goal has been difficult because the State postponed implementation from 2004 to 2006 and testing was voluntary in 2002. The district target is 100% of the students passing by 2006. Staff is working hard with students who have not passed and who have five more opportunities to pass the exit exam.

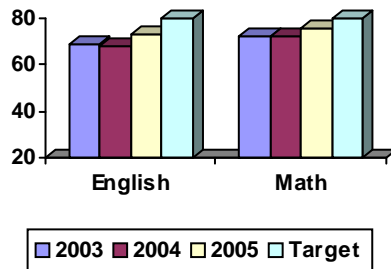
# Poway Unified School District 2005-2006 State of the District Report

## EXECUTIVE SUMMARY

### COLLEGE READINESS FOR ALL

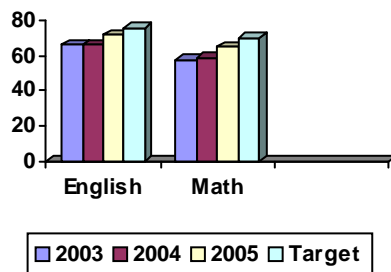
Proficient or Advanced Needed on State Tests to Reach Target

#### Elementary School



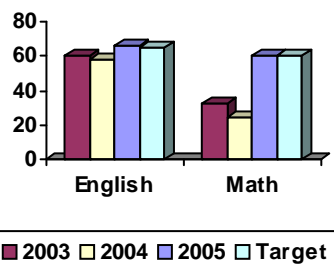
The California Standards Tests are given in grades 2-11. The tests measure student performance, including the percentage of students achieving CA Academic Standards. Independent reviewers consider the standards among the most rigorous nationwide.

#### Middle School



California Standard Tests require proficient or advanced levels of mastery for passing, which are equivalent to being on track for college entry. The district is reviewing the math sequence and program to correct the decline at high school.

#### High School



### Excellent Academic Performance Indicators (API) Achieved

20 of 21 elementary schools scored greater than 800

10 out of 10 middle and high schools met state targets

2 elementary schools scored 10's in similar school ranks

#### District API Averages 2002-2004

	2003	2004	2005	Gain
District	828 <sup>1</sup>	838	849	+ 11
Elementary Schools	823 <sup>1</sup>	878	883	+ 5
Middle Schools	841	851	866	+15
High Schools	781	807	824	+17

<sup>1</sup>Elementary Testing irregularity

#### Percentage of PUSD Schools Achieving State API Target of 800

	2002	2003	2004
Elementary Schools	95	86	95
Middle Schools	100	80	100
High Schools	0	0	75

### PUSD Meets No Child Left Behind Requirements Under Provisions where Failure is A Matter of Time

There are 47 measures required of PUSD to achieve under No Child Left Behind targets. In the last two years since the No Child Left Behind federal provisions have been implemented, PUSD has had no failing schools or Program Improvement Schools. However, every year the targets for NCLB rise, and more schools fail because of a single measure. The requirements for NCLB do not permit flexibility. For example, participation rates for groups such as Special Education and second language students do not permit parents to determine whether their children should take the test. If too many students opt out, or decide to take the test with special provisions, a school can be labeled as failing.

#### Percent of Schools Achieving NCLB Requirements

	2003	2004	2005
Elementary Schools	86	95	95
Middle Schools	80	80	100
High Schools	60	80	100