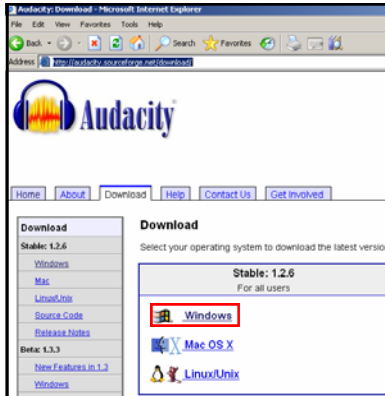


# Downloading Audacity



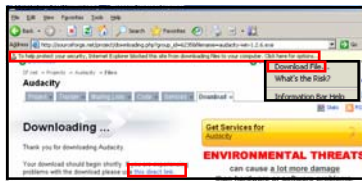
When saving an MP3 file in Audacity for the first time you will need to tell Audacity where to find the Lame program.

Go to <http://audacity.sourceforge.net/download/> to download Audacity and Lame.

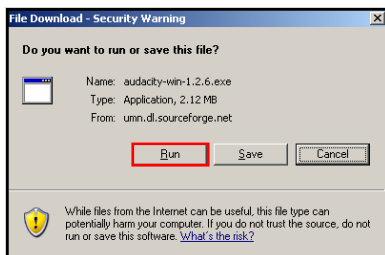
1. Click on **Windows** in the box under Stable: 1.2.6



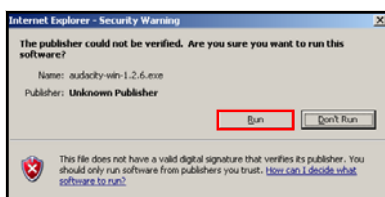
2. Under Recommended Download click on **Audacity 1.2.6 installer**.



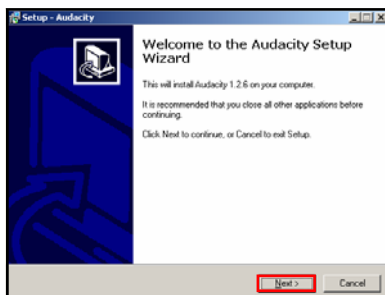
3. If you have a pop-up blocker, you will need to allow this file to download by or clicking on the yellow bar and the clicking **Download file** or click **this direct link**.



4. Click **Run** on *Download Security Warning* window.

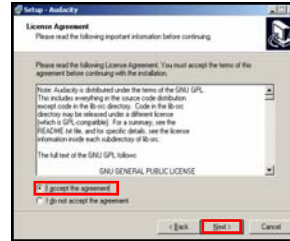


5. Click **Run** on *Internet Explorer Security Warning* window.

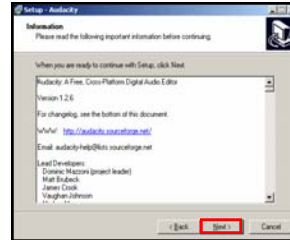


6. Click **Next** on Setup - Audacity window.

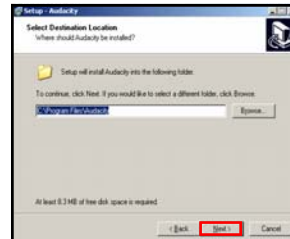
7. Click the button for **I accept the agreement** the click **Next**.



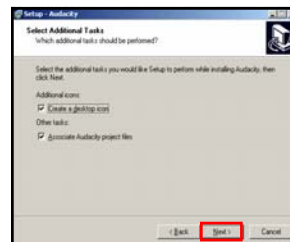
8. Click **Next** on the *Setup - Audacity* window.



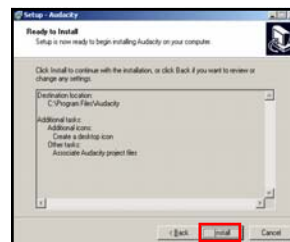
9. Click **Next** on the next window.



10. Click **Next** on the next window.



11. Click **Install** on the next window.



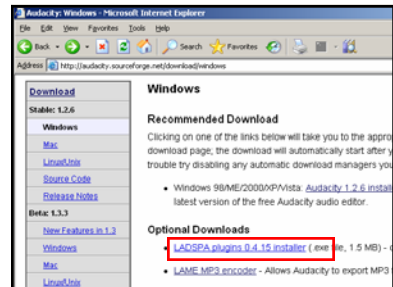
12. Click Finish. Audacity will now open.



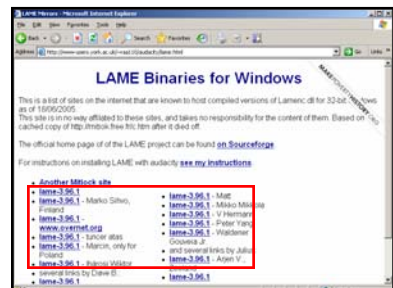
# Downloading LAME

After downloading Audacity you will need to download Lame to convert music files to an MP3 format.

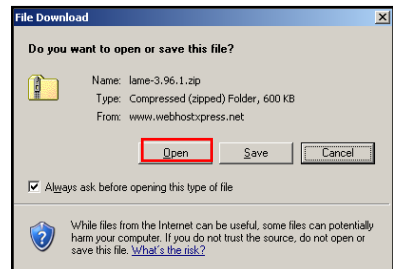
1. Click the **back arrow** to go to the previous Web page.
2. Under *Optional Downloads* click **LAME MP3 encoder**.
3. On the page that opens click **LAME download page** under Windows.



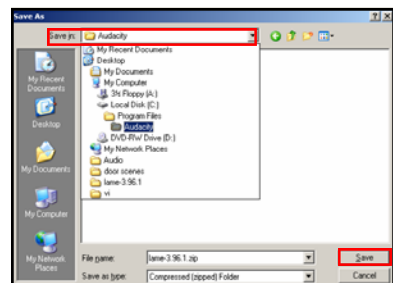
4. Click on any of the **lame-3.96.1** links.

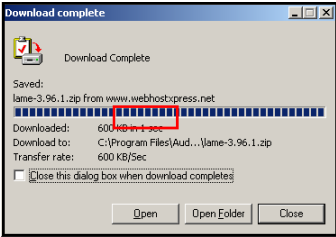


5. Click **Save**.

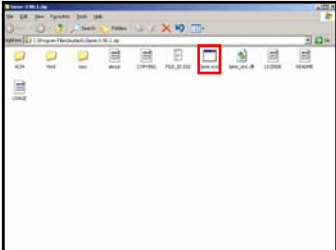


6. Now you will need to say where you would like the program saved. You may save it to your desktop or better yet, to the Audacity folder on the C drive under Program Files. When you have found the location you would like the file saved to click **Save**.





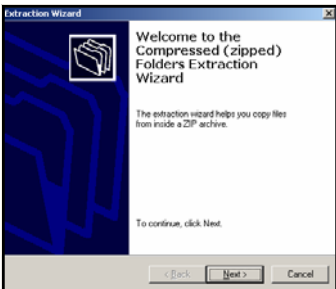
7. Click **Open** on the *Download complete* window.



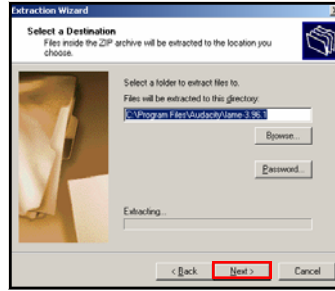
8. Double-click on the lame.exe file.



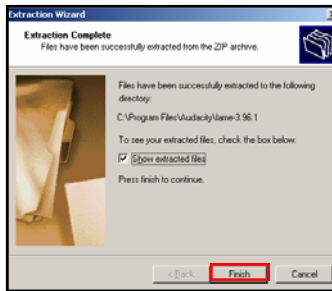
9. Click **Extract all**.



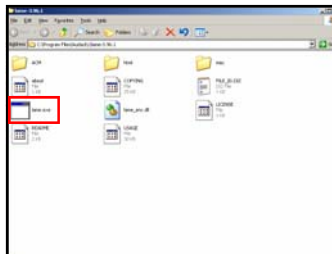
10. Click **Next**.



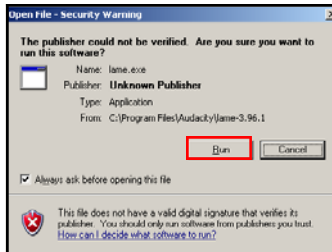
11. Click **Next**.



12. Click **Finish**.



13. Double-click on the **lame.exe** file.



14. Click run.

15. Close the window and you are now ready to use Audacity to convert MP3 files.