

Parent Night

Casey Rozzell & Jillian Leaver

Compass Learning Tips & Tricks

What is Compass Learning?

Handouts:

1. Compass Learning at a Glance
2. Helpful Tips Once Inside Compass Learning
 - ~ 2 pathways to check your child's progress

What is Compass Learning?

Expected Outcomes :

- Learn the basics of Compass Learning
- Understand how Compass Learning & MAPs data are integrated
- Share helpful tips and tricks for using Compass Learning

What is Compass Learning?

- Web based learning program
 - Content Areas: Language Arts, Math, Science, Social Studies, and Writing Composition
 - MCES main focus is Language Arts & Math
- Directly correlated to our MAPs data in Language Usage, Reading, and Math
 - Therefore it caters to each individual who takes the MAPs tests
- Grades 2-5 only

What is Compass Learning?

Useful Resources

Where do I find Compass Learning?

- www.cl.powayusd.com
- MCES home page

Other Online Resources:

Poway Unified Parent Resource Page

- http://www.powayusd.com/parent_resources/CL_help.shtml

Compass Learning – the company

- <http://www.compasslearning.com/>

What is Compass Learning?

MCES Expectations for student use:

- Grade 2 – Will be 2 activities every other week
- Grade 3 – 1 hour a week (may be changing)
- Grade 4 – 4-5 activities per week
- Grade 5 – 5-7 activities per week
- 80% accuracy may be required for all activities completed. If 80% is not reached, students are required to repeat the activity until 80% has been achieved.
- Check progress after each activity completed
- If individual goals have been set using MAPs data, students may be required to complete an activity in their goal area each week.

What is Compass Learning?

How do you log-on to Compass Learning?

User Name: full student ID

Password: 6-digit birth date (mmddyy)



The screenshot shows the login interface for Compass Learning Odyssey. At the top left, the logo for Compass Learning ODYSSEY 2011 is displayed. Below the logo, the text "Engage, think & learn." is visible. The main content area features a login form with the title "Login to CompassLearning Odyssey". The form includes two input fields: "User Name" and "Password". Below the password field is an orange "Log In" button. To the right of the login form is the Poway Unified School District logo, which consists of a silhouette of a school building with a bell tower, surrounded by a circular border of stick figures holding hands. The text "POWAY UNIFIED SCHOOL DISTRICT" is written around the circle.

CompassLearning Odyssey® delivers standards aligned PreK-12 curricula that provide interactive, self-paced, challenging, engaging activities. Activities promote exploration, individual and cooperative learning, problem solving, reflection, and real-world connections. Odyssey applies current and confirmed research about how student think and learn.

Enter your username and password in the upper right to begin using this system.

What is Compass Learning?

What does it mean to complete an assignment?



When your child has completed the assignment, they will see a green checkmark.

**This does NOT mean you
child has passed the
assignment**

What is Compass Learning?

Step 1



This is where you go! My Portfolio or you may hear it being called My Backpack!

Step 2



Click on the "Reports" tab

Step 3

Select Subject = ALL
Activity Type = ALL



Report Criteria

Subject
Select Subject ▼

Activity Type
Select Activity Type ▼

For 1 Week
 For 1 Month
 Enter Date Range

Welcome to the Student Score Report

Welcome to the Student Score Report. The report shows:

- All the activities you have finished;
- How much time you spent on each activity;
- Your score on each activity;
- Your answers on quizzes and tests;

To make a report, do these steps:

1. In the menu on the left, select a subject or all subjects.
2. Select the type of activity or all activities types.
3. Select a time period.
4. Click the Generate button.
5. On the report, click the Print button to print the report.

What is Compass Learning?

Step 4

Check student scores, redo any activities that are below 80%

Subject: All
Activity: All
Date Range: 12/12/2011 - 1/12/2012
Repeated Activities: Use average score

Date: 1/12/2012

Legend:
Scored Activity (Blue bar)
Activity Passed (Green bar)
Activity Failed (Red bar)
N/A (No score)

Activities	Completed Date	Completed Time	Score	Status	Duration (hh:mm:ss)
Chapter: Money (Math, 3)					
Lesson: Word Problems					
Word Problems Exploratory - 34152	01/05/2012	6:28 PM	N/A	N/A	00:08:08
Chapter: Reading Comprehension - Extension (LA Extensions, 3)					
Lesson: Reading Cues					
Ready, Set, Start! (synonyms) - 34005	01/05/2012	6:47 PM	N/A	N/A	00:04:29
Chapter: Vocabulary Skills (Language Arts, 4)					
Lesson: Antonyms					
Antonyms: Interactive Guided Instruction - R4007	01/11/2012	3:43 PM	N/A	N/A	00:08:04
Antonyms: Quiz 1 - R4008	01/11/2012	4:00 PM	88%		00:16:46
Antonyms: Quiz 2 - R4010	01/11/2012	4:10 PM	75%		00:15:16

Click on hyperlink to repeat activity

What is Compass Learning?

Contact your Teacher if the following happen:

1. They run out of activities in any areas
2. The activities are consistently too hard
3. The activities are consistently too easy

What is Compass Learning?

Questions
Or
Comments

What is Compass Learning?

Follow the next few slides to see another way to check your child's progress. This is just another tool for you!

What is Compass Learning?

So, how do I find out how my child is performing?

- Refer to your Tips and Tricks...handout

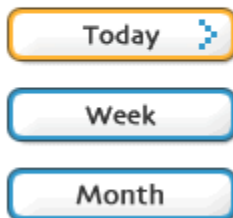
Step 1



This is where you go! My Portfolio or you may hear it being called My Backpack!

Attendance
Last Login: 9/29/2011

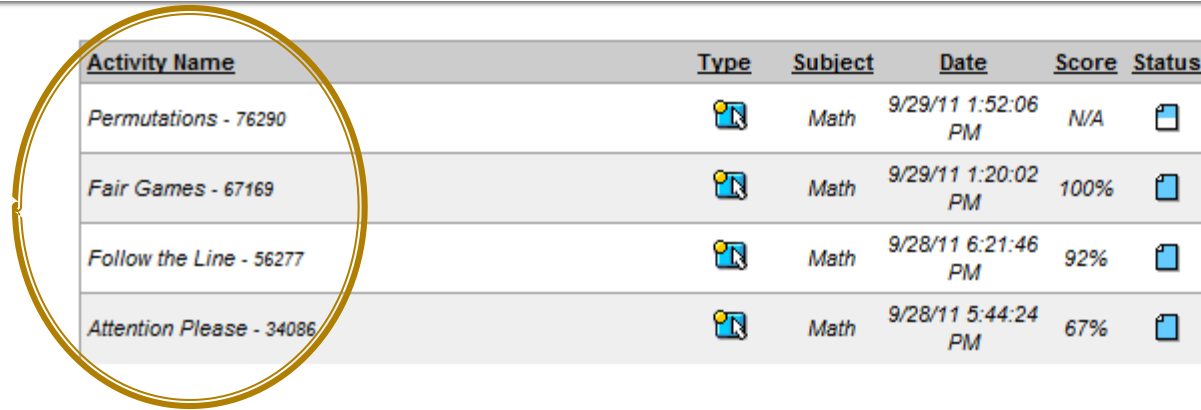
Step 2



Select which option you would like. To check activities completed today, click Today. For the week, click Week, etc.

What is Compass Learning?

Step 5



<u>Activity Name</u>	<u>Type</u>	<u>Subject</u>	<u>Date</u>	<u>Score</u>	<u>Status</u>
Permutations - 76290		Math	9/29/11 1:52:06 PM	N/A	
Fair Games - 67169		Math	9/29/11 1:20:02 PM	100%	
Follow the Line - 56277		Math	9/28/11 6:21:46 PM	92%	
Attention Please - 34086		Math	9/28/11 5:44:24 PM	67%	

Any activities less than 80% are required to be repeated. Write down or remember the activity number, next to the Activity Name.

Step 6










Get out of the backpack and go back to the homepage, the page where you can get into the different content areas. Type in the Activity Number into the Activity Finder box and press Go.

If all goes well, you will be directed to the beginning of activity. If not, you will see an error message.









What is Compass Learning?

Step 3

<u>Activity Name</u>	<u>Type</u>	<u>Subject</u>	<u>Date</u>	<u>Score</u>	<u>Status</u>
<i>Permutations - 76290</i>		Math	9/29/11 1:52:06 PM	N/A	
<i>Fair Games - 67169</i>		Math	9/29/11 1:20:02 PM	100%	
<i>Follow the Line - 56277</i>		Math	9/28/11 6:21:46 PM	92%	
<i>Attention Please - 34086</i>		Math	9/28/11 5:44:24 PM	67%	

The picture above gives you a clear idea of any and all activities your child has started and/or completed

Step 4

<u>Activity Name</u>	<u>Type</u>	<u>Subject</u>	<u>Date</u>	<u>Score</u>	<u>Status</u>
<i>Permutations - 76290</i>		Math	9/29/11 1:52:06 PM	N/A	
<i>Fair Games - 67169</i>		Math	9/29/11 1:20:02 PM	100%	
<i>Follow the Line - 56277</i>		Math	9/28/11 6:21:46 PM	92%	
<i>Attention Please - 34086</i>		Math	9/28/11 5:44:24 PM	67%	

Check the Score column to see what activities need to be repeated because they are less than 80%.